

Product information / User manual for Outdoor Furniture

Art. Nr. CO00519 & CO00520 & CO00523




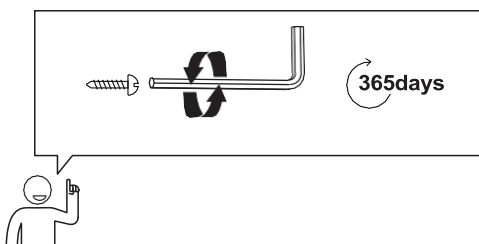
1. Information

IMPORTANT: READ CAREFULLY & KEEP ACCURATELY FOR FUTURE REFERENCE. THIS PRODUCT IS INTENDED ONLY FOR USE IN A PRIVATE HOUSEHOLD, NOT SUITABLE FOR ANY COMMERCIAL OR INDUSTRIAL USE!

The wicker is made out of non-toxic polyester rope, with powder coating galvanized steel frame. Seat and back cushion are made of 100% Olefin/Spun/Polyester water-repellent fabric.

2. Warnings

- When in use do not exceed the maximum load of 480kgs.
- Do not stand on the product.
- Always keep the feet well rested on the ground.
- Always keep the product away from heat source such as outdoor grill, flame, cigarette, ... Do not use sharp units or pressure washer on products surface.



3. Maintenance & Care Instructions

This outdoor furniture requires no maintenance. However, if you keep the furniture clean and store it properly you can enjoy it year after year.

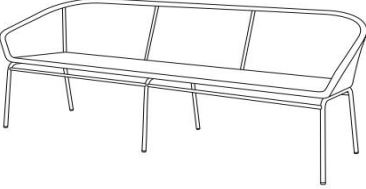
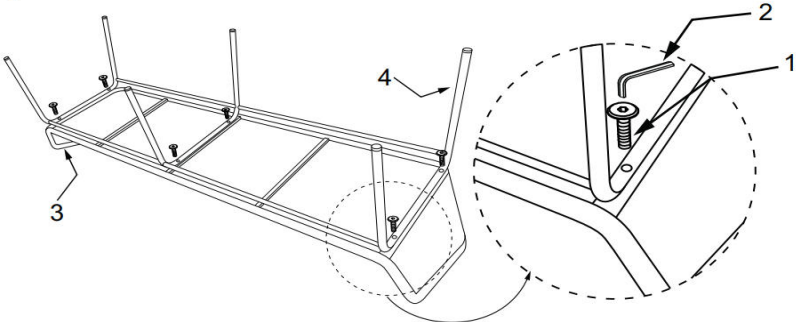




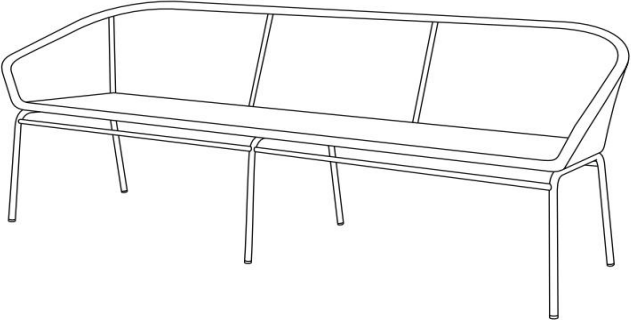
- **Cleaning:** Never use abrasive material for cleaning. Preferably use a soft clean cloth and mild soap.
- **Maintenance:** Maintenance-free. Please put cushions in cushion box if not use for a long time.
- **Storing:** If possible, store your outdoor furniture during the winter season in a dry and cool place indoors. When stored outside, tilt the furniture and preferably use waterproof covers. Make sure air can circulate to avoid moisture.
- **Repair:** The metallic parts of the feet after a period of use can be dirty. Please use a dry towel to clean them. To increase the stability of your furniture retightens the screws at least once per season.

4. Assembly / Installation

Important notes for proper furniture assembly:

Please find the below for assembly instruction. Read it carefully before starting to assemble.

Please put all screws in their position and tighten 70% first before tighten them 100%. Please make sure all screws on furniture are tighten before starting to use the product. Remember to recheck it every season. Always install and place this product on an even floor.

ASSEMBLY INSTRUCTIONS			
		Step 1	
			
Ref	Product name	Qty	Step 2
1	 Bolt: (M6*40)	6 Pcs	
2	 Allen key	1 Pc	
3		1 Pc	
4		1 Pc	
			

Producer / Importer:
Cosmic Collection GmbH